



MEDREEL

The MedReel is the first UL / CSA Green Dot Certified retractable cord reel available for use in health care facilities. With its patented design, durable polypropylene case and convenient retraction mechanism, make this the ideal choice for electrical power cord management in a wide range of applications in the medical field.

The MedReel can be mounted on electric beds, operating tables, crash carts, portable diagnostic equipment and other medical equipment. The MedReel can also be installed on the ceiling of operating theaters where it can conveniently be pulled down and retracted out of the way. Once retracted the cord is secure in the waterproof durable case while not in use.



HEALTHCARE USES

The MedReel is designed for use in a variety of Healthcare facilities including:

- Operating Theaters
- Patient Hospitals
- Outpatient Care Facilities
- Crash Carts
- Doctors Offices
- Veterinary Clinics, Hospitals
- Medical Schools
- Medical Device OEM's

MEDREEL BENIFITS

The MedReel Leash provides many benefits for its use in many different environments.

- Reduces "trip and fall claims"
- Increases employee productivity
- Provides for a safe working environment
- Provides electrical power to where it's needed
- Retracts out of the way when not in use
- Can be ceiling, wall or cart mounted

PRODUCT FEATURES

The MedReel meets or exceeds standards required for medical use.

- Green Dot Certified
- Watertight Case
- Internal Circuit Breaker
- Water Resistant
- Can withstand temperatures from -58o to 220o F
- ETL Tested
- Indoor Rated

PRODUCT SPECIFICATIONS

Power Cord

Gauge/Conductor: 14/3 AWG
Type: SJTOW 12/3 AWG
Length: 10', 20', 15' (12/3) and *30'
Rating: -57 to 200 Degrees F

*30 ft length only available for the M and AD models

Case Housing

Dimensions - 9" x 12" x 3"
Molded Polypropylene
3.175 mm Thickness
94V-0 Flammability Rating

Receptacle/Plug

Rated-125VAC
NEMA 5-15P
Dual Duplex Receptacle -
NEMA 5-15R OR 5-20R

Circuit Breaker

20 AMP

PRODUCT TESTING & FEATURES

CONFORMS TO UL LISTINGS

1363A, 60601UL Std. 355

Certified to CSA C22.2 Std No. 308

Hose Down - CSA 6.8.2

Strain Relief - CSA 6.4

Flame Retardant - UL 94-94V-0

MOUNTING BRACKETS



MRMP used to
mount flush to
cart or wall



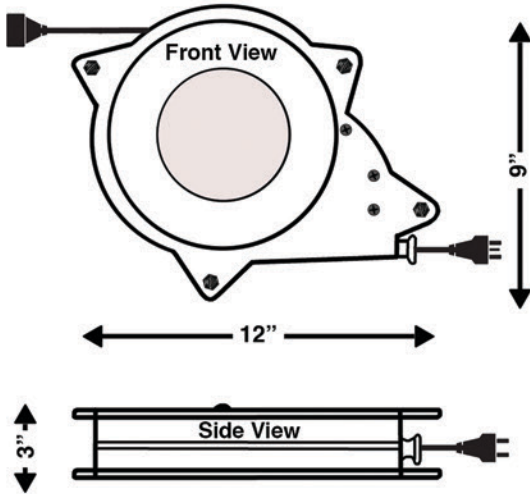
MRCB used to
mount to ceiling
or wall






3120 W Carefree Hwy
Suite 1-412 Phoenix, AZ 85086
623-266-4159

Visit
MedReel.com
for Additional Information

Cord Reel Dimensions



Unit Type	Model Number	Length	Breaker Amp	Gauge	Retractable End	Non-Retracting End	Ship Weight
	MR-101514-M	10ft	15	14/3	Male	Female	10lbs
	MR-201514-M	20ft	15	14/3	Male	Female	10lbs
	MR-301514-M	30ft	15	14/3	Male	Female	10lbs
	MR-102014-M	10ft	20	14/3	Male	Female	10lbs
	MR-202014-M	20ft	20	14/3	Male	Female	10lbs
	MR-302014-M	30ft	20	14/3	Male	Female	10lbs
	MR-102012-M	10ft	20	12/3	Male	Female	10lbs
	MR-202012-M	20ft	20	12/3	Male	Female	10lbs
	MR-101514-AD	10ft	15	14/3	Male	Dual Duplex	10lbs
	MR-201514-AD	20ft	15	14/3	Male	Dual Duplex	10lbs
	MR-301514-AD	30ft	15	14/3	Male	Dual Duplex	10lbs
	MR-102014-AD	10ft	20	14/3	Male	Dual Duplex	10lbs
	MR-202014-AD	20ft	20	14/3	Male	Dual Duplex	10lbs
	MR-302014-AD	30ft	20	14/3	Male	Dual Duplex	10lbs
	MR-102012-AD	10ft	20	12/3	Male	Dual Duplex	10lbs
	MR-202012-AD	20ft	20	12/3	Male	Dual Duplex	10lbs
	MR-101514-D	10ft	15	14/3	Dual Duplex	Male	10lbs
	MR-201514-D	20ft	15	14/3	Dual Duplex	Male	10lbs
	MR-102014-D	10ft	20	14/3	Dual Duplex	Male	10lbs
	MR-202014-D	20ft	20	14/3	Dual Duplex	Male	10lbs
	MR-152012-D	15ft	20	12/3	Dual Duplex	Male	10lbs